



# POWER BI

Intro to "**Visualize the list**"  
for Microsoft Lists



BALTIMORE SPUG



# Nate Chamberlain

MICROSOFT MVP & MICROSOFT CERTIFIED TRAINER  
KANSAS CITY, MISSOURI



[linkedin.com/in/nchambe](https://www.linkedin.com/in/nchambe)



[@chambernate](https://twitter.com/chambernate)



[www.NateChamberlain.com](http://www.NateChamberlain.com)



### Quick summary

Financial Sample

1,125,806.00  
Sum of Units Sold

\$9,205,248.24  
Sum of Discounts

Filters

### Your data

Search

Financial Sample

Count of rows

Sales

COGS

Country

Date

Discount Band

Discounts

Gross Sales

ID

Manufacturing Price

Month Name

Month Number

Product

Profit

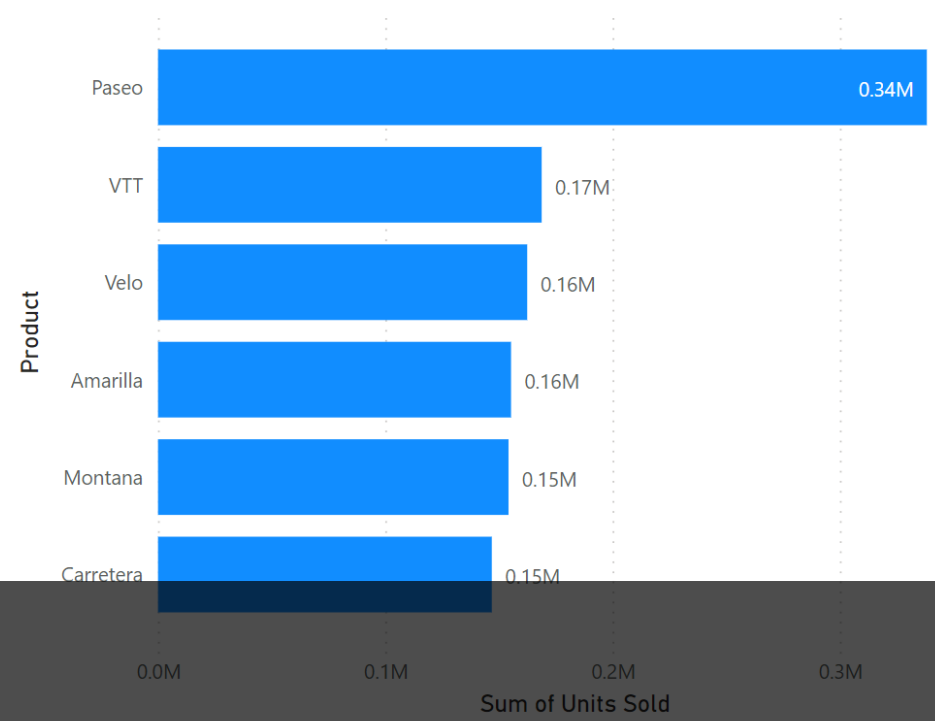
Sale Price

Title

Units Sold

Year

#### Sum of Units Sold by Product

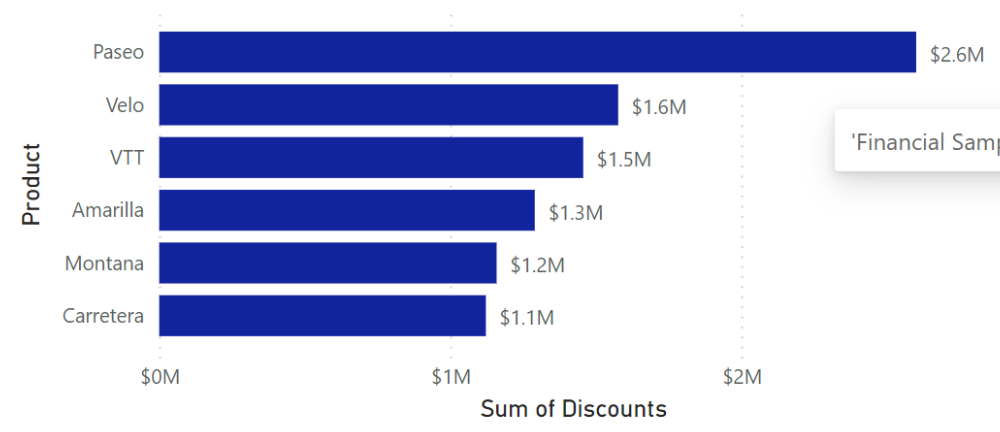


At 338,239.50, Paseo had the highest Sum of Units Sold and was 130.34% higher than Carretera, which had the lowest Sum of Units Sold at 146846.

Paseo accounted for 30.04% of Sum of Units Sold.

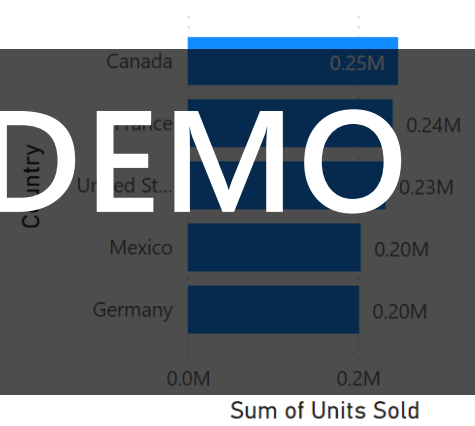
Across all 6 Product, Sum of Units Sold ranged from 146846 to 338,239.50.

#### Sum of Discounts by Product

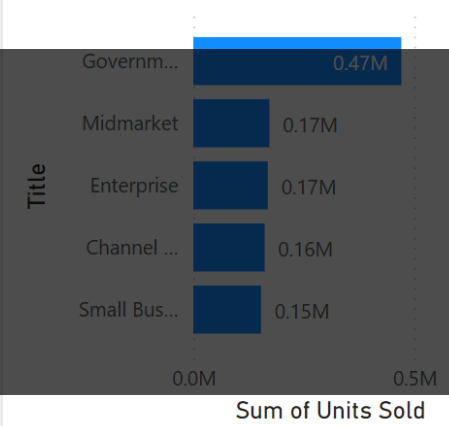


'Financial Sample'[COGS]

#### Sum of Units Sold by Country



#### Sum of Units Sold by Title



# DEMO

# LIMITATIONS

- To enter the full edit experience, publish reports, access reports that others have published, or delete reports, you need a Power BI Pro license
- Data refresh is limited to once every 3 hours
- Guest users cannot use this feature
- Your admin can disable this feature

## Integration with SharePoint and Microsoft Lists *Enabled for the entire organization*

Users in the organization can launch Power BI from SharePoint lists and Microsoft Lists. Then they can build Power BI reports on the data in those lists and publish them back to the lists.

Enabled

Apply to:

The entire organization

Specific security groups

Except specific security groups

Apply

Cancel

# RESOURCES

- [Create a report quickly from a SharePoint list in the Power BI service - Power BI | Microsoft Docs](#)
- [Power BI admin portal - Power BI | Microsoft Docs](#)
- [Power BI Learning Overview | Microsoft Power BI](#)
- [Roadmap | Microsoft Power BI](#)
- [Microsoft Power BI – YouTube](#)
- [Pricing & Product Comparison | Microsoft Power BI](#)

*Thank you*

| Q&A



[linkedin.com/in/nchambe](https://www.linkedin.com/in/nchambe)



[@chambernate](https://twitter.com/chambernate)



[www.NateChamberlain.com](http://www.NateChamberlain.com)